



ECONOMICS

9708/31

Paper 3 Multiple Choice (Supplement)

October/November 2011

1 hour

Additional Materials: Multiple Choice Answer Sheet
Soft clean eraser
Soft pencil (type B or HB is recommended)

* 1 2 2 2 5 4 0 7 6 3 *

READ THESE INSTRUCTIONS FIRST

Write in soft pencil.

Do not use staples, paper clips, highlighters, glue or correction fluid.

Write your name, Centre number and candidate number on the Answer Sheet in the spaces provided unless this has been done for you.

There are **thirty** questions on this paper. Answer **all** questions. For each question there are four possible answers **A, B, C** and **D**.

Choose the **one** you consider correct and record your choice in **soft pencil** on the separate Answer Sheet.

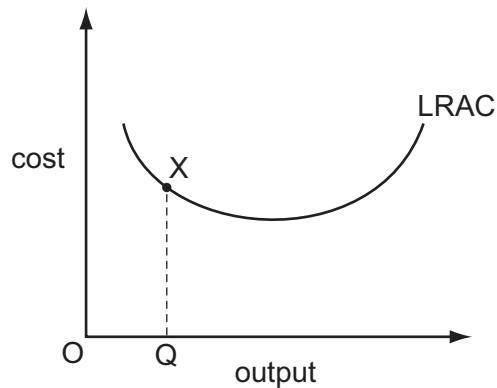
Read the instructions on the Answer Sheet very carefully.

Each correct answer will score one mark. A mark will not be deducted for a wrong answer.
Any rough working should be done in this booklet.

This document consists of **13** printed pages and **3** blank pages.



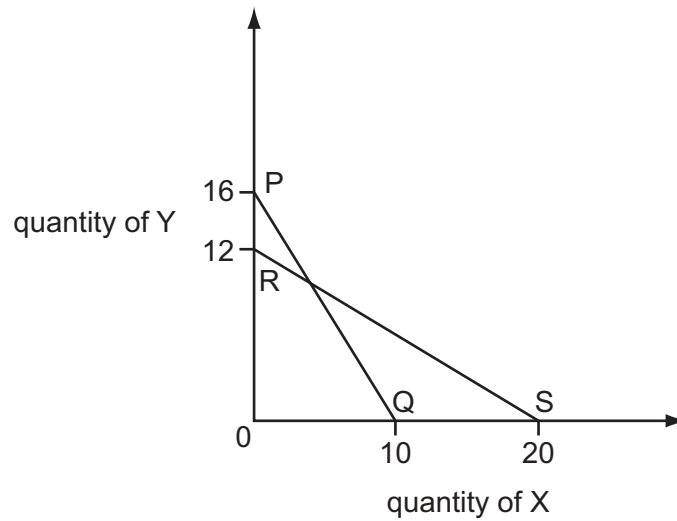
- 1 Which statement describes the operation of the law of variable proportions?
- A** As all factors are increased in proportion, the marginal cost of production increases.
- B** As all factors are increased in proportion, total product rises at a diminishing rate.
- C** As more of a variable factor is added to a fixed factor, the marginal cost of production diminishes.
- D** As more of a variable factor is added to a fixed factor, total product rises at a diminishing rate.
- 2 In the diagram, a firm is operating at point X on its long-run average cost curve.



Which statement is **not** correct?

- A** The firm is employing the least-cost combination of factor inputs to produce OQ.
- B** The firm is operating below its minimum efficient scale.
- C** The firm is producing at its cost-minimising level of output.
- D** The firm is producing output OQ at minimum cost.
- 3 To maximise the satisfaction he derives from a given level of expenditure on two goods, X and Y, a consumer should allocate his expenditure between the two goods so that
- A** marginal utility of X = price of X and marginal utility of Y = price of Y.
- B** marginal utility of X plus marginal utility of Y is maximised.
- C** marginal utility of X = marginal utility of Y.
- D** $\frac{\text{marginal utility of X}}{\text{marginal utility of Y}} = \frac{\text{price of X}}{\text{price of Y}}$.

- 4 In the diagram PQ is a consumer's original budget line.



The consumer's income increases from \$80 to \$120 and, at the same time, the prices of X and Y change.

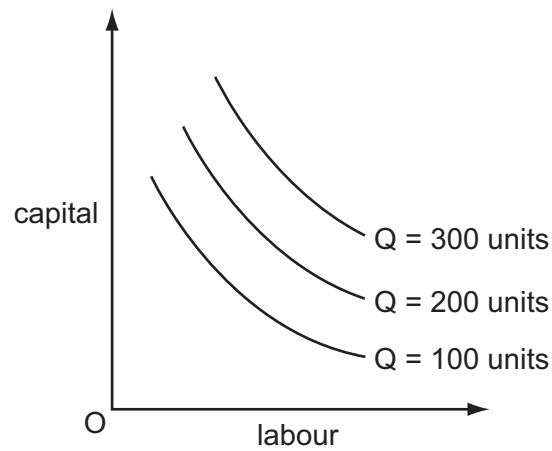
If the consumer's budget line is now RS, what are the new prices of X and Y?

	price of X (\$)	price of Y (\$)
A	4	12
B	6	10
C	10	8
D	12	6

- 5 What will cause the supply curve of labour in a particular industry to shift to the left?
- A** a fall in demand for the industry's product
 - B** a greater use of machinery in the production of the industry's output
 - C** a rise in wages paid in similar occupations in other industries
 - D** a weakening of trade union influence in the industry

- 6 A firm employs two factors of production, capital and labour.

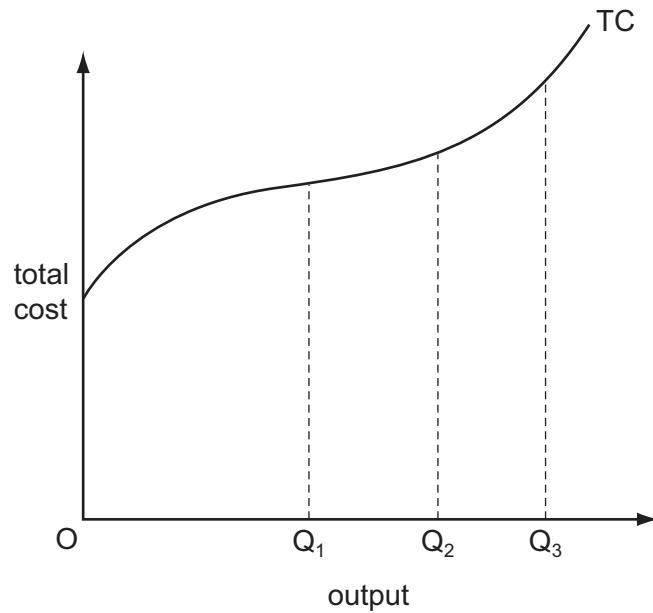
The curves in the diagram show the different combinations of capital and labour a firm needs to produce given levels of output.



What does the diagram show?

- A the firm's long-run production function
- B the firm's long-run total cost function
- C the firm's short-run production function
- D the firm's short-run total cost function

7 The diagram shows a firm's short-run total cost curve (TC).

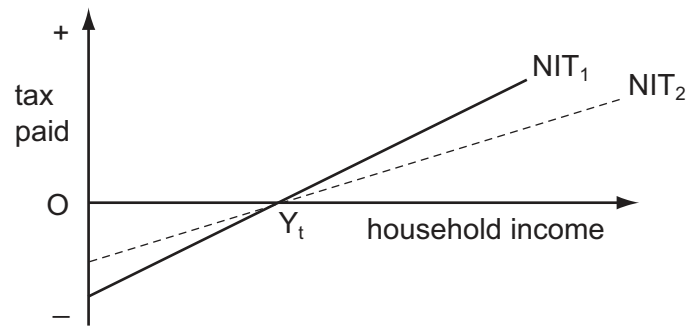


Which statement is correct?

- A Average total cost is minimised at output OQ_1 .
 - B Average variable cost is minimised at output OQ_2 .
 - C Average variable cost is minimised at output OQ_3 .
 - D Marginal cost is minimised at output OQ_2 .
- 8 What is **not** one of the roles prices play in a perfectly competitive market economy?
- A to provide a rationing mechanism for allocating goods between consumers
 - B to provide incentives to producers to respond to changes in consumer demands
 - C to provide information to consumers about the quality of different products
 - D to provide information to producers about changes in consumer preferences
- 9 Which practices would be classified as price discrimination?

	charging higher rail fares for peak period travel to meet the additional costs of train companies	charging lower return fares from Kuala Lumpur to Hong Kong for passengers who stay overnight on a Saturday in Hong Kong
A	no	no
B	no	yes
C	yes	no
D	yes	yes

- 10 The diagram illustrates the working of a negative income tax system (NIT), where households with incomes above Y_t pay tax and those with incomes below Y_t receive a tax credit.



What would be the effects of decreasing the effective tax rate, thereby causing the NIT schedule to shift from NIT_1 to NIT_2 ?

	effect on work incentives	effect on net tax revenue
A	decrease	increase
B	decrease	uncertain
C	increase	increase
D	increase	uncertain

- 11 Which commodities should a government tax if it wishes to make the tax system more progressive?
- A** those for which demand is price elastic
 - B** those for which demand is price inelastic
 - C** those with an income elasticity of demand greater than one
 - D** those with an income elasticity of demand less than one
- 12 The Chinese government is increasing the role of market forces in its economy. However, in 2008 it imposed temporary maximum price controls on energy and transport.

Why might a government, committed to reducing central planning, introduce price controls?

- A** to increase allocative efficiency
- B** to increase the incentive for producers to raise supply
- C** to reduce consumer demand
- D** to reduce expectations of inflation

13 The table gives information about two countries in 1994 and 2004.

country	GNP (local currencies)		population (thousands)		prices (1994 = 100)
	1994	2004	1994	2004	2004
1	5 000	18 000	5 000	5 500	300
2	10 000	20 000	3 000	3 300	200

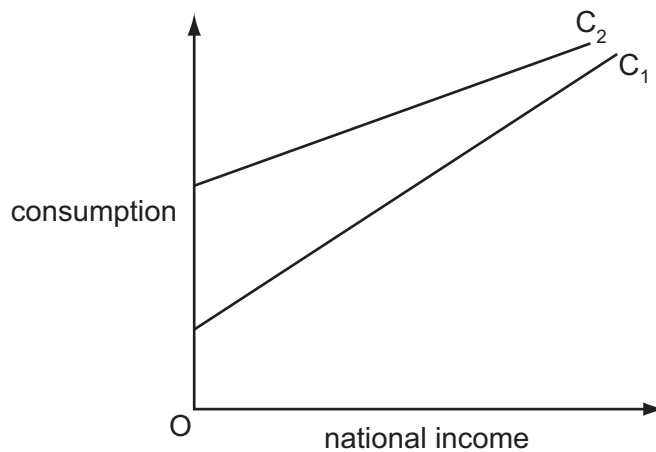
From the data in the table, what can be concluded about the real GNP per head?

- A It fell in country 2 only.
- B It fell in countries 1 and 2.
- C It rose in countries 1 and 2.
- D It rose in country 2 only.

14 According to monetarist theory, if there is an unanticipated increase in the money supply what will be the short-run effect on money wages, real wages and the level of employment?

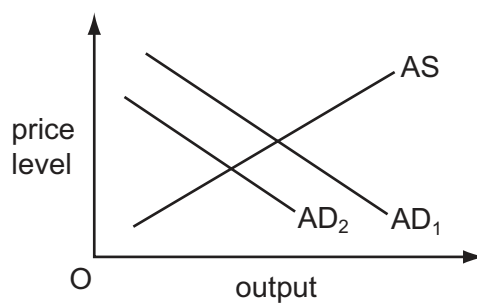
	money wages	real wages	employment
A	increase	decrease	increase
B	increase	increase	decrease
C	decrease	increase	decrease
D	decrease	decrease	increase

15 In the diagram, C_1 shows the relationship between consumption and national income.



What could cause the consumption function to shift to C_2 ?

- A an increase in exports
 - B an increase in the rate of interest
 - C an increase in the rate of unemployment benefits
 - D an increase in the standard rate of income tax
- 16 In a closed economy with no government, the value of the investment multiplier is 5.
By how much will **consumption** increase, if investment increases by \$300?
- A \$540
 - B \$1000
 - C \$1200
 - D \$1500
- 17 In the diagram, AD_1 and AS are an economy's original aggregate demand and aggregate supply curves.



What will cause the aggregate demand curve to shift to AD_2 ?

- A an appreciation of the currency
- B an increase in the money supply
- C an increase in the price level
- D an increase in the real wage

- 18 In an economy, the volume of output rises by 2% in a year, while the quantity of money rises by 5%.

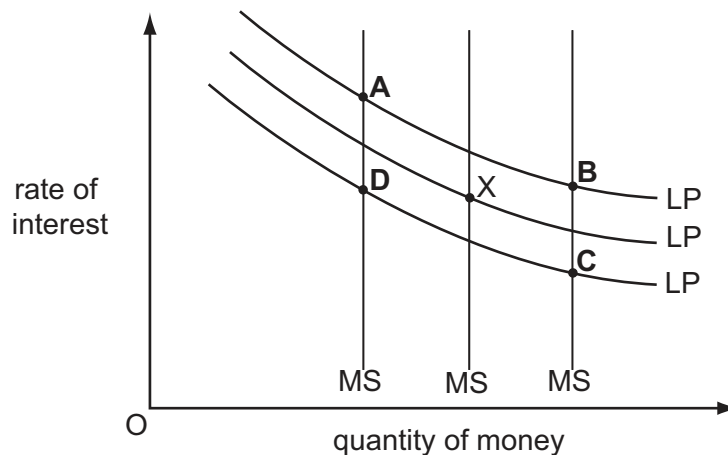
If the velocity of circulation of money remains the same, what will be the approximate increases in the price level and the money value of national income?

	increase in price level	increase in money value of national income
A	2%	5%
B	2%	7%
C	3%	5%
D	3%	7%

- 19 The diagram shows three different levels of money supply (MS) and three different demand curves for holding money balances (LP). The initial equilibrium is at point X.

Banks create more credit and people decide to hold more money as a precaution against emergencies.

What is the new equilibrium point?



- 20 What is typically associated with a relatively low level of income per capita in a country?

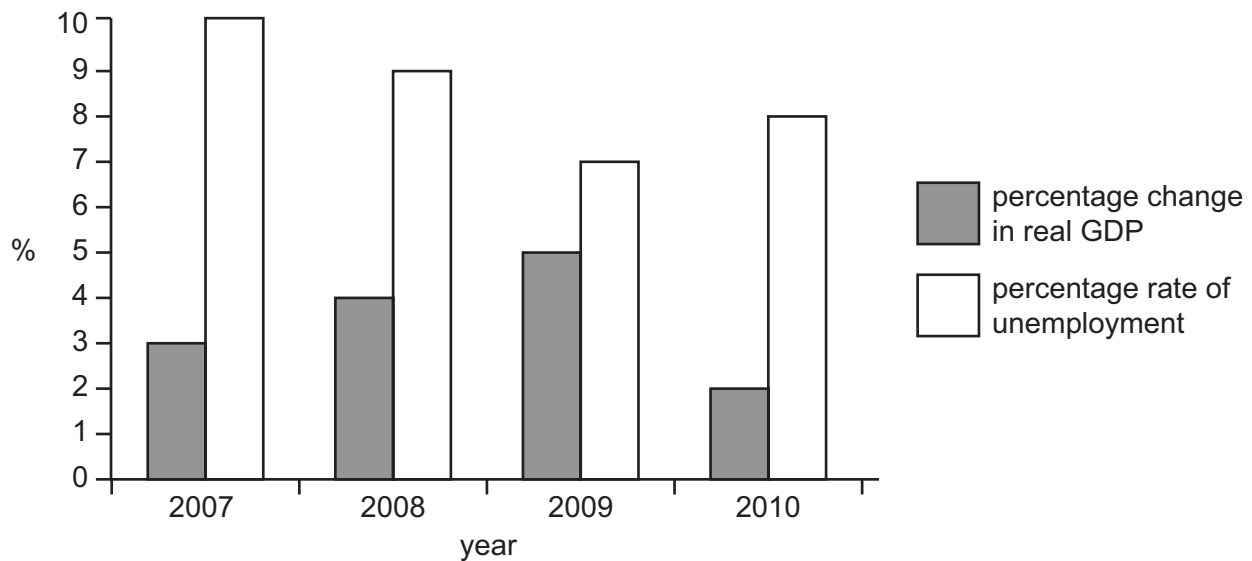
- A** a high rate of saving
- B** a low rate of economic growth in past periods
- C** a low rate of inflation
- D** a low rate of population growth

- 21 What is likely to increase a country's actual output in the short run but may reduce its long-run rate of growth of potential output?
- A an increase in the size of the government's budget deficit
 - B an increase in the size of the labour force
 - C increased female participation in the labour force
 - D increased government spending on education

- 22 What is a likely consequence of an increase in cyclical unemployment?

- A a deficit on the current account of the balance of payments
- B a deterioration in the fiscal balance of the government
- C an increased rate of inflation
- D an increase in immigration

- 23 The chart shows the rates of economic growth and unemployment in a country for the period 2007 to 2010.

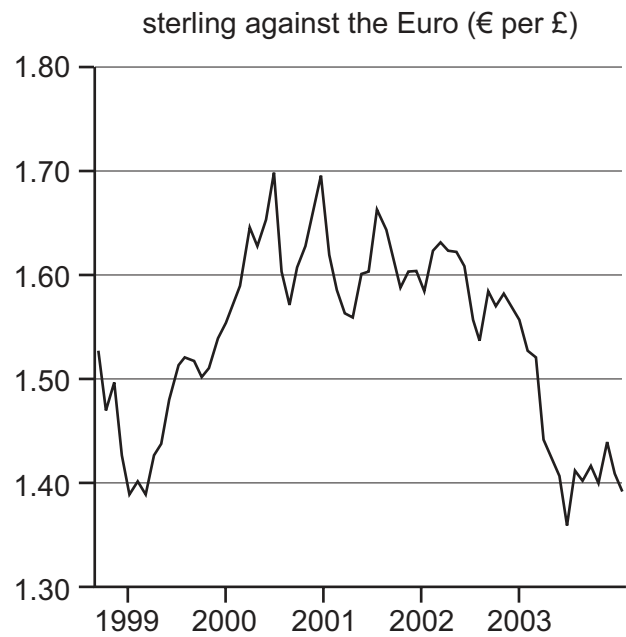
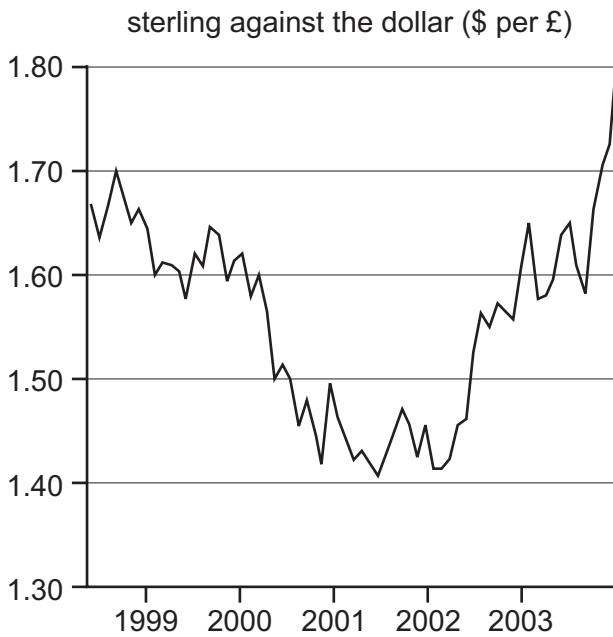


What does the chart show?

- A Real GDP was lowest in 2010.
- B The standard of living fell between 2009 and 2010.
- C The total labour force declined between 2007 and 2009.
- D The unemployment rate fell when the growth rate increased.

- 24** Why are high and variable rates of inflation likely to be harmful to long-run economic growth?
- A** They hide relative price changes leading to a misallocation of resources.
 - B** They increase the real burden of household debt leading to lower consumption.
 - C** They lead to an increase in the household saving ratio.
 - D** They result in an increase in real interest rates.
- 25** Economists have proposed that the best policy to promote development is 'trade not aid'.
What is implied by this proposal?
- A** Developing countries should become self-sufficient and not rely on aid.
 - B** Developing countries should be given greater access to markets in developed countries.
 - C** Developing countries should use foreign aid to invest in their export industries.
 - D** Developing countries should use trade barriers to promote import substitution.
- 26** What is likely to result from foreign direct investment in developing economies?
- A** a reduction in local wage levels
 - B** a reduction in tax revenues in developing economies
 - C** a reduction in the range of consumer goods available to the local population
 - D** a worsening of net income flows from investments

27 The graphs show the changes in the exchange rate of the £ sterling against the US \$ and against the Euro between 1998 and 2003.



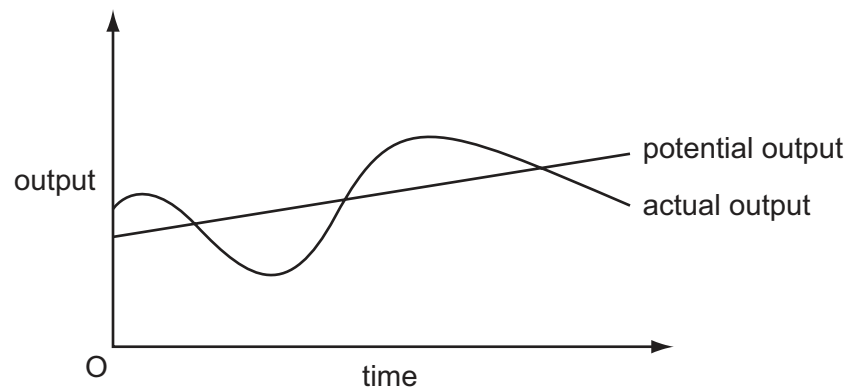
Which statement is **incorrect**?

- A Between 1998 and 2001 the £ sterling depreciated against the US \$.
- B Between 1998 and 2001 the £ sterling appreciated against the Euro.
- C Between 1998 and 2001 the Euro depreciated against the US \$.
- D Between 2001 and 2003 the US \$ appreciated against the Euro.

28 A regressive tax is defined as one where

- A all taxpayers pay the same absolute amount of their income in taxation.
- B high income earners pay a lower proportion of their income in taxes than low income earners.
- C high income earners pay less in taxes than low income earners.
- D high income earners pay more in taxes than low income earners.

- 29 The diagram shows the time path of actual output and of long-term potential output of an economy.



What would help to reduce the divergence of actual output from potential output?

- A a balanced budget
 - B a stable exchange rate
 - C automatic stabilisers
 - D stable interest rates
- 30 When might the effectiveness of fiscal expansion in increasing the level of output be increased?
- A when it is accompanied by an increase in the money supply
 - B when it leads to an appreciation of the country's exchange rate
 - C when it results in a decrease in the price of government bonds
 - D when the price level increases

BLANK PAGE

Copyright Acknowledgements:

Question 27

© Graph data extracted from: www.bankofengland.co.uk/mfsd/iadb

Permission to reproduce items where third-party owned material protected by copyright is included has been sought and cleared where possible. Every reasonable effort has been made by the publisher (UCLES) to trace copyright holders, but if any items requiring clearance have unwittingly been included, the publisher will be pleased to make amends at the earliest possible opportunity.

University of Cambridge International Examinations is part of the Cambridge Assessment Group. Cambridge Assessment is the brand name of University of Cambridge Local Examinations Syndicate (UCLES), which is itself a department of the University of Cambridge.

© UCLES 2011

9708/31/O/N/11